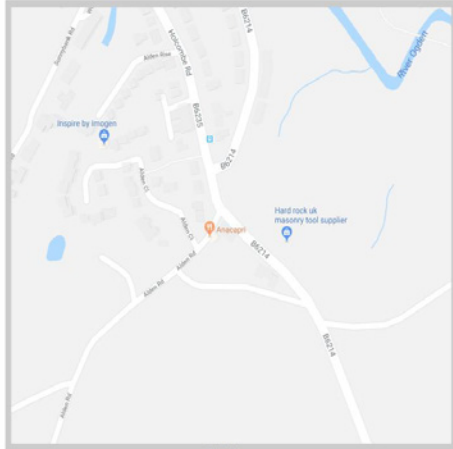


www.hardrockuk.com

Email: info@hardrockuk.com

Tel: 01706 220 795

WELCOME TO OUR MASONRY STORE



**HardrockUK
The Stone Yard, Irongate
Holcombe Road
Helmshore
Rossendale
Lancashire
England
BB4 4AN**

Come Join us Today Best Prices Found Online

Online masonry tool supplies distributor based in Lancashire,
Diamond Tools/Blades. Tools for granite & sandstone fabricators.
Stone Glue. Grinders/polishers/cut-off saws.



ΚΟΙΝΩΝΙΑ

KOINONIA

Contents

- Instruction manual
- Health and Safety
- Hints and Tips
- Safety Data Sheet
- Koinonia other products

Other Koinonia products

No Bleed Silicone No Bleed Silicone No Bleed Silicone No Bleed Silicone

General Description

Koinonia is a 100% natural stone silicone sealant with excellent flexibility & permanent colour stability. It provides durable surface protection whilst allowing the stone to 'breathe' because it does not form a skin on the surface. The transparent colour is virtually invisible & causes little or no change to the stone's colour or texture.

Koinonia is an excellent repellent of water, oil & food stuffs. Longer term, it provides excellent adhesion without added curing chemicals with no bleeding into surrounding natural stone surfaces.

- o Certification: ISO 9001, ISO 14001
- o For joints subject to medium load
- o 100% Silicone
- o Excellent adhesion
- o Stone color available
- o Easy to Apply
- o Fast Curing
- o High Quality
- o Permanently elastic
- o Non-sag
- o Great Smoothing Behavior
- o Interior and Exterior use
- o Good material compatibility
- o Causes no corrosion on metals
- o Good resistance
- o Ageing, weather and UV-resistant

Application

Ensure the surface is clean, sound & dry. Surfaces should be free from any mould or fungal growth, efflorescence, wax or oil/slip. Before use, shake/shake the container well.

For best results apply with a syringe gun (silicone gun). Work well into the surface, particular on textured stone. Apply evenly but thoroughly & avoid 'pooling'. If necessary, clear excess by using a damp cloth.

One coat is often sufficient, but for best adhesion, particularly with very porous stone, firstly spread a thin coat and allow product to absorb into stone and cure. Within 15-30 minutes apply second coat.

Avoid foot traffic for 8+ hours after dry. Avoid vehicular traffic for 3 days.

Protect from rain for 6 hours after surface is touch dry.

Technical Data

Raw material base: neutral curing silicone polymer (non-acidic)

Max. movement: 25% of the joint width

Skin formation time: approx. 15 min. at 23°C, 50% humidity

Curing speed: approx. 2-3 mm after 2 hrs. at 23°C, 50% humidity

Thermal stability: -50°C to +150°C

Application temperature: +5°C to +40°C

Can be painted over: no

Compatibility with paint: yes, preliminary tests required

Corrosive fungicide: no

Shore A hardness: approx. 15 (transparent), approx. 30 (colored)

Density: approx. 0.96 g/cm³

Elongation: approx. 300%

Shelf life: at least 12 months when stored in a cool, dry place.



Koinonia

κοινωνία

Natural Stone
Silicone Sealant

300 ml



Other Koinonia products

Stone, Concrete, Plaster, Brick - Penetrating Stone Sealer

General Description

Koinonia's : Penetrating Stone Sealer is silicone based, designed to resist water droplets from absorbing into stone concrete or brick even internal plastered walls. This product can be effective with only one coat.

Stone Sealer

- o Stone Worktops
- o Brick & Stone work
- o Concrete walls
- o Slate & roofing tiles
- o Fast Curing
- o Plaster & lime plaster
- o Interior and Exterior use
- o Good material compatibility

Application

Ensure the surface is clean, sound & dry. Surfaces should be free from any mould or fungal growth, efflorescence, waxes or coatings. Before use, shake the bottle container well. For best results apply neat / evenly with roller, avoid pooling by working it well into surface. On vertical surfaces roll up from bottom allow product to absorb into stone and cure.

Technical Data:

Can be painted over: yes

Compatibility with paint: yes, preliminary tests required.

Contains fungicide: no

Warning Contains chemicals: Methylisothiazolinone, 1,2-benzisothiazol-3(2H)-one.

May cause an allergic reaction to skin.

If medical advice is needed have container or label at hand.

Avoid eye contact wear goggles & gloves.



KOINONIA
Koinonia

Penetrating Stone Sealer

500ml

Instructions

Thank you for purchasing this Koinonia stone glue. It is important to understand some basic points about the product and how it works.

Koinonia stone glue is a 2 part or 2 pack resin compound. It is very similar to use as a car body repair filler. But NOT identical.

Chose your colours available: Honey semi-clear, White, Black, Straw, Extra Hardener tube.

Koinonia Stone Glue Adhesive

Koinonia Polyester resin bonding adhesive is ideal for gluing repairing vertical and horizontal marble and similar stone, granite, marble, terrazzo, travertine engineered stone and natural stones. Can also be used as putty for filling and repairing cavities or cracks. Also suitable for wood and metal. The glue is smooth and easy to spread.

Transparent MAX strength GLUE HONEY semi clear. Ideal for fill sandstone cracks holes, Travertine floor tiles, the glue dries a bit like honey does making the perfect texture matching natural stone better than some clear glues.

The Koinonia brand

The development of these products involved a cohesive team who chose a name to reflect their co-operation as well as the qualities of the products. The word "Koinonia" appears in the Bible several times where its meaning includes "fellowship". In ancient Greek text which predates the Bible, it has a deeper meaning. There is no direct translation for the word, however, the meaning involves fellowship, cohesion and spiritually bonded. A great deal of research, development and reciprocal trust goes into the development of each one of our products, including polyester resin, silicones, and other stone-care related products.

Use – Inside or outside. Koinonia glue is a blended polyester, styrene and epoxy resins.

We suggest the product is used more as a filler than to provide structural strength.

Safety Notice: Adults only – Strong Glue Chemicals to mix and reactions in heat will occur. wear gloves and safety goggles when mixing the glue and hardener, colours, avoid eye contact with glue or the hardener or the colour pigments we do.

Using too much hardener can cause a chemical fire.

Basic instructions (simplified)

1. Read the entire booklet fully to learn all hazards.
2. Prepare the effected work piece before applying any glue.
3. Either sand or clean any dust debris from cracks or surface.
4. Ensure that the work are is dry and a Constance even temperature. Do NOT apply in rainy or bad poor weather. (This product is more suitable for inside.
5. Wear appropriate PPE equipment. Koinonia and it's associated companies are NOT responsible for your own.
6. Use plastic disposable gloves or surgical latex gloves.
7. Use a plastic disposable spoon or a spreader to select a appropriate amount dollop of glue from the tin.
8. Place the appropriate amount, dollop of glue on to a clean plastic tray (old ice scream top butter lid or a old food tray we recommend a disposable container enough to use no more then 250g of product or 1/4 of the tin. most jobs you can fill and then reapply more product later.

No more than 250g of product or 1/4 of the tin so you do not inhale large amounts poisonous fumes vapours!

9. Mix the dollop well with a plastic spreader before you add any hardener product or setting agent.
10. You only need to apply along side the dollop 1-4% amount of hardener to Harden and quantity of glue. or ratio 1:100. (tiny amounts) It is possible to colour tint with pigment to any shade of colour. Again use tinny amounts to get your colour.
11. Mix both hardener and glue together quickly or it will set.
12. Setting times vary on room or outside temperature.
13. Setting quality can vary on humidity.
14. We recommend a trial run a test with a small amount before you put on the planed project.
15. ASAP quickly before it sets in you tub get it spread onto the joining area or fill them holes.
16. Setting times can very normal 5-20 minutes. Too much hardener can make it week and brittle.
17. Please allow a further 4 hours for work to fully harden.

Other Koinonia products

Stone, Granite, Marble, Quartz, - Penetrating Stone Cleaner

General Description

Koinonia's : Penetrating Stone cleaner is Acetone based, designed to rapidly deap clean all stone from oil, paint, silicone or glue type substances. absorbing into stone concrete or brick even internal platered walls.



Stone Cleaner

- o Stone Worktops
- o Slate, Brick & Stone work
- o Concrete
- o Good on all hard surfaces
- o Metals. Avoid plastics
- o Interior and Exterior use
- o Good material compatibility

κοινωνία

Koinonia

Penetrating Stone Cleaner

500ml

Application

Ensure the surface is sound & dry. Before use, shake the bottle container well. For best results apply neat / evenly with clean cloth rubbing and drawing out any stained area, Try to use a blotting action to draw out inks and paints working it well into surface. Use serval times to deep clean stains from stone.

Technical Data:

Highly flammable liquid with vapours
Irritating to eyes repeated exposure may cause skin dryness. Corrosive substance
Warning Contains chemicals:

CSA: 67-64-61

UN: 1090

If medical advise is needed have container or label at hand. Avoid eye contact use a barrier cream hand cream after use. Keep out of reach of children. Do not consume.

Colours pigment list

KOINONIA COLOURS pigments (glue dyes)

Chrome Yellow	5060546971948
Coffee Brown	5060546971955
Flesh	5060546971962
Blue	5060546971979
White	5060546971986
Iron oxide Red	5060546972006
Light Grey	5060546972006
Black	5060546972013
Iron Yellow	5060546972020
Beige	5060546972037
Phthalocyanine Green	5060546972044
Red	5060546972051
Light Yellow	5060546972068

Just add a tiny drop of any colour pigment to our Koinonia stone glue and mix it in well with a spatula. Create all the colours of the rainbow to match in the worktop colours and fill holes in the stone.

Hints and Tips

Get a stronger joint

1. Apply a thin coat of glue with zero hardener to the joining surfaces the night before the final gluing together. Allow the product to soak in overnight.
2. It should be set in morning. Replete the gluing process but add hardener to speed up the setting process and a stronger fixing will be achieved once set.
3. Please allow a further 4 hours for work to fully harden.

Equipment



Gloves



Spreaders



Disposable Tub



Plastic Spoon

Health and Safety

WARNING: A GLUE PRODUCT WITH VAPOURS!

Over 18 years old only products. To use this product supervision and learning is needed before use and application.



THIS PRODUCT
IS FLAMABLE
Flam. Liq. 3 – H226



THIS PRODUCT
CAN EFFECT
BREATHING
2 – H319 Repr.
2 – H361d
STOT RE 1 – H372



VAPOURS CAN
CAUSE EYE
DISCOMFORT
Acute Tox. 4 –
H332 Skin Irrit. 2–
H315 Eye Irrit.



THIS PRODUCT
CAN CAUSE
SKIN ALLERGIES
Acute Tox. 4 –
H332 Skin Irrit. 2–
H315 Eye Irrit.

Acute and chronic health hazards

This chemical can be hazardous when inhaled and/or touched. This product is corrosive. This product may cause skin and eye irritation. Prolonged contact may cause burns. May cause severe internal injury. Vapour from this product may be hazardous by inhalation.

Route of entry: Inhalation /
Ingestion. Skin and/or eye contact /
Skin absorption

Do not eat, drink or smoke when using the product.

Wash at the end of each work shift and before eating, smoking and using the toilet.

P403+P235 Store in a well-ventilated place. Keep cool. P405 Store locked up.

P501 Dispose of contents/ container in accordance with national regulations.

Respiratory protection. If ventilation is inadequate, suitable respiratory protection must be worn. Check that the respirator fits tightly and the filter is changed regularly.



Koinonia colours

Large pigments (glue die)

Condition New

40mm x 110mm tube

Product Title: KOINONIA COLOURS pigments (glue die)

Product reference: COLOURS pigments

Product RRP Price : £7.50

Product Sizes: 40mm x 110mm tube

Manufacture: KOINONIA

No of Items in offer: One tube

Description: COLOURS pigments (glue die)

Koinonia available colours



Example A



❶

Honey Glue with small amount of hardener.



❷

Mixed in well with back of spoon for 30 to 40 seconds.

❸

Scooped up towelled up some to apply on test stone.



❹

Spread buttered the stone to repair broken structure.



❺

Only takes 2 minutes to set hard. Be quick! Plan ahead - make staged plans to do complex work. Have any clamps ready to hold material in place.

Example B: Filling a hole



1 An ideal work space setup



2 Clearly mark the areas to be treated – once the hardener is added time is of the essence



3 Remove any debris or loose material from the hole



4 Once all debris has been removed you're ready to begin – source the correct protective equipment including gloves



5 Scoop out an appropriate amount of glue for the job in hand



6 Mix in the appropriate amount of colour pigment to match the subject area.


UN No. (ICAO) 2055

UN No. (ADN) 2055

14.2. UN proper shipping name Proper shipping name STYRENE MONOMER, STABILIZED (ADR/RID) Proper shipping name (IMDG) STYRENE MONOMER, STABILIZED Proper shipping name (ICAO) STYRENE MONOMER, STABILIZED Proper shipping name (ADN) STYRENE MONOMER, STABILIZED

14.3. Transport hazard class(es) ADR/RID class 3 ADR/RID classification code F1 ADR/RID label 3 IMDG class 3 ICAO class/division 3 ADN class 3

Transport labels



LQ Limited Quantities UN2055 -STYRENE MONOMER, STABILIZED

14.4. Packing group

ADR/RID packing group III

IMDG packing group III

ADN packing group III

ICAO packing group III

14.5. Environmental hazards Environmentally hazardous substance/marine pollutant NO

14.6. Special precautions for user EmS F-E, S-D ADR transport category 3 Emergency Action Code 3Y Hazard Identification Number 39 (ADR/RID) Tunnel restriction code (D/E)

Koinonia-POLYESTER RESIN

14.7. Transport in bulk according to Annex II of MARPOL and the IBC Code Transport in bulk according to Annex II of MARPOL 73/78 and the IBC Code

Koinonia-POLYESTER RESIN

SECTION 15: Regulatory information

15.1. Safety, health and environmental

regulations/legislation specific for the substance or mixture

EU legislation

Regulation (EC) No 1907/2006 of the European Parliament and of the Council of 18 December 2006 concerning the Registration, Evaluation, Authorisation and Restriction of Chemicals (REACH) (as amended).

15.2. Chemical safety assessment

Koinonia-POLYESTER RESIN

SECTION 16: Other information

Revision comments NOTE: Lines within the margin indicate significant changes from the previous revision.

Revision date 26/05/2016

Revision 7 Supersedes date 16/07/2015

Hazard statements in full H226 Flammable liquid and vapour.

H315 Causes skin irritation.

H319 Causes serious eye irritation.

H332 Harmful if inhaled.

H361d Suspected of damaging the unborn child.

H372 Causes damage to organs (Hearing organs) through prolonged or repeated exposure.

H372 Causes damage to organs through prolonged or repeated exposure.

The information provided in this document has been compiled on the basis of our current knowledge and is believed to be in accordance with the requirements of the Dangerous Substances Directive, Dangerous Preparations Directive and Safety Data Sheets Directive. The information relates to the specific material designated and may not be valid for such material used in combination with any other materials or in any particular conditions or process. The conditions and extent of storage and use of material are outside of our control and within the control of the possessor or user. Consequently it is the responsibility of the possessor or user to satisfy themselves as to the completeness of such information and the suitability of the material for their own particular circumstances, conditions or use.

Koinonia-POLYESTER RESIN

SECTION 9: Physical and Chemical Properties

9.1. Information on basic physical and chemical properties

POLYESTER RESIN 2015

(Koinonia Brand) – Hardrock UK Group |
COSH DATA SHEET HEALTH & SAFETY
GUIDE 10

Appearance: Viscous liquid

Colours: Honey Clear Koinonia Stone Glue,
White Koinonia Stone Glue, Black Koinonia
Stone Glue, Straw Cream Koinonia Stone Glue

Odour: Strong

Characteristic: Strong chemical vapours smell

Flash point: 31°C

Vapour pressure: 6.7 hPa @ 20°C

Relative density: 1.1g/cm³ @ 20°C

Solubility(ies): Insoluble in water

Auto-ignition temperature: - 490°C

Viscosity: 400 cP @ 20°C

9.2. Other information

Volatility: 36 - 39

Koinonia-POLYESTER RESIN

SECTION 10: Stability and reactivity

10.1. Reactivity

10.2. Chemical stability Stability No particular
stability concerns

10.3. Possibility of hazardous reactions

10.4. Conditions to avoid Conditions to avoid
Avoid heat. Avoid contact with the following
materials: Strong oxidising agents.

10.5. Incompatible materials Materials to avoid
Organic peroxides/hydroperoxides. Strong
oxidising agents.

10.6. Hazardous decomposition products

Koinonia-POLYESTER RESIN

SECTION 11: Toxicological information

11.1. Information on toxicological effects

Acute toxicity – inhalation

ATE inhalation (gases ppm) 11,842.11

ATE inhalation (vapours mg/l) 28.95

ATE inhalation (dusts/mists mg/l) 3.95

Inhalation

Harmful by inhalation.

Skin contact

May cause skin irritation/eczema.

Acute and chronic health hazards

This chemical can be hazardous when inhaled
and/or touched. This product is corrosive.
This product may cause skin and eye irritation.
Prolonged contact may cause burns. May
cause severe internal injury. Vapour from this
product may be hazardous by inhalation.

Route of entry

Inhalation Ingestion. Skin and/or eye contact
Skin absorption

Koinonia-POLYESTER RESIN

SECTION 12: Ecological Information

12.1. Toxicity Acute toxicity - fish LC₅₀, 96
hours: 10-100 mg/l, Algae

12.2. Persistence and degradability

12.3. Bioaccumulative potential

12.4. Mobility in soil

12.5. Results of PBT and vPvB assessment

12.6. Other adverse effects

Koinonia-POLYESTER RESIN

SECTION 13: Disposal considerations

13.1. Waste treatment methods General
information When handling waste, the safety
precautions applying to handling of the
product should be considered. Only experts
should be permitted to carry out disposal of
this material.

Disposal methods Dispose of waste to licensed
waste disposal site in accordance with the
requirements of the local Waste Disposal Authority.

Koinonia-POLYESTER RESIN

SECTION 14: Transport information

14.1. UN number

UN No. (ADR/RID) 2055

UN No. (IMDG) 2055



- ① Mix the pigment into the glue – add small amounts of pigment and mix to ascertain the overall colour and whether more is needed



- ② Achieve the best colour match possible – ensuring the pigment is thoroughly mixed into the glue



- ③ Using the plastic spoon fill in the clean holes. As the hardener is starting to take effect this needs to be completed within 10 mins



- ④ A wide range of colour pigments are available to match to a wide variety of natural stone shades



- ⑤ Add the white hardener setting agent (seen here as the white paste to the left of the spoon)



- ⑥ Fill the hole until the glue sits proud of the surface. Then use the plastic scraper to skim off to a smooth, flat surface

Example B: Filling a hole



④ The glue will take around 20 minutes to harden once the hardener has been added



⑤ Brush in kiln dry sand over the repair areas. This will remove any tackiness and help the repair start to blend into its environment



⑥ The repair will slowly blend into its surroundings over time

SECTION 8: Exposure Controls/ personal protection

8.1. Control parameters Occupational exposure limits

Short-term exposure limit (15-minute): WEL
250 ppm 1080 mg/m³ WEL = Workplace Exposure Limit

8.2. Exposure controls Protective equipment



Appropriate engineering

Provide adequate general and local exhaust ventilation. Observe controls Any occupational exposure limits for the product or ingredients.

Eye/face protection

Wear tight-fitting, chemical splash goggles or face shield.

Hand protection

The most suitable glove should be chosen in consultation with the glove supplier/ manufacturer, who can provide information about the breakthrough time of the glove material.

Chemical- resistant, impervious gloves complying with an approved standard should be worn if a risk assessment indicates skin contact is possible.

Other skin and body

Provide eyewash station. AVOID ALL SKIN AND RESPIRATORY CONTACT! Wear chemical protection protective suit.

Hygiene measures

Use engineering controls to reduce air contamination to permissible exposure level. Provide eyewash station.

Wash contaminated clothing before reuse.

Respiratory protection

If ventilation is inadequate, suitable respiratory protection must be worn.

Check that the respirator fits tightly and the filter is changed regularly.

Skin contact Remove contaminated clothing immediately and wash skin with soap and water. Consult a physician for specific advice. Rinse immediately with plenty of water. While rinsing, remove clothing not adhering to the affected area. Get medical attention.

Eye contact Rinse immediately with plenty of water. Remove any contact lenses and open eyelids wide apart. Continue to rinse for at least 15 minutes. Get medical attention immediately.

4.2. Most important symptoms and effects, both acute and delayed

4.3. Indication of any immediate medical attention and special treatment needed

SECTION 5: Firefighting measures

5.1. Extinguishing media Suitable extinguishing media Use fire-extinguishing media suitable for the surrounding fire.

5.2. Special hazards arising from the substance or mixture Specific hazards In case of fire, toxic and corrosive gases may be formed.

5.3. Advice for firefighters Protective actions during Thermal decomposition or combustion products may include the following substances: fire fighting Toxic and corrosive gases or vapours. Special protective equipment Leave danger zone immediately. for fire-fighters

SECTION 6: Accidental release measures

6.1. Personal precautions, protective equipment and emergency procedures Personal precautions Wear protective clothing as described in Section 8 of this safety data sheet. In case of spills, beware of slippery floors and surfaces.

6.2. Environmental precautions Environmental precautions Collect and dispose of spillage as indicated in Section 13.

6.3. Methods and material for containment and cleaning up

Methods for cleaning up

For waste disposal, see Section 13. Wear protective clothing as described in Section 8 of this safety data sheet. Absorb spillage with non-combustible, absorbent material. Provide adequate ventilation. Avoid the spillage or runoff entering drains, sewers or watercourses.

6.4. Reference to other sections

SECTION 7: Handling and storage

7.1. Precautions for safe handling

Usage precautions:

Read and follow manufacturer's recommendations. Remove contamination with soap and water or recognised skin cleansing agent. Do not use organic solvents. Good personal hygiene procedures should be implemented. Wash hands and any other contaminated areas of the body with soap and water before leaving the work site. Do not eat, drink or smoke when using the product.

7.2. Conditions for safe storage, including any incompatibilities

Storage precautions Keep away from heat, sparks and open flame. Store in tightly-closed, original container in a dry, cool and well-ventilated place.

7.3. Specific end use(s)

Dispose of contents/ container in accordance with national regulations.

Before & After



Left untreated this hole could enlarge and cause more damage to surrounding bricks



One month later and the repair has held and started to become less noticeable

Safety Data Sheet

POLYESTER RESIN Test2015

SAFETY DATA SHEET

Koinonia-POLYESTER RESIN SECTION

1: Identification of the substance/ mixture and of the company/ undertaking

1.1. Product identifier POLYESTER RESIN

Product number Honey Clear Koinonia Stone Glue, White Koinonia Stone Glue, Black Koinonia Stone Glue Straw Cream Koinonia Stone Glue POR001, POR002 1.2. Relevant identified uses of the substance or mixture and uses advised against

Identified uses: Filling, Gluing, bonding different materials together

1.3. Details of the supplier of the safety data sheet

Koinonia - Hardrock Uk Group The stone Yard Irongate Barn Holcombe Road Helmsshore Rosendale Lancashire BB4 4AN Koinonia established in 2014 along side china largest silicone manufacture this new brand hopes to provide some simple high quality products in years to come.

1.4. Emergency telephone number = 078919705 111 or 999 with in the UK seek medical attention based on polyester resin glue.

Koinonia- POLYESTER RESIN SECTION

2: Hazards identification

2.1. Classification of the substance or mixture
Classification (EC 1272/2008) Physical hazards Flam. Liq. 3 - H226 Health hazards Acute Tox. 4 - H332 Skin Irrit. 2 - H315 Eye Irrit. 2 - H319 Repr. 2 - H361d STOT RE 1 - H372 Environmental hazards Not Classified Human health See Section 11 for additional information on health hazards.

2.2. Label elements Pictogram

Signal word - Danger


Hazard statements

H226 Flammable liquid and vapour.

H315 Causes skin irritation.

H319 Causes serious eye irritation.

H332 Harmful if inhaled.



Koinonia-POLYESTER RESIN Precautionary statements:

P101 If medical advice is needed, have product container or label at hand. P102 Keep out of reach of children.

P201 Obtain special instructions before use.

P202 Do not handle until all safety precautions have been read and understood.

P210 Keep away from heat, hot surfaces, sparks, open flames and other ignition sources. No smoking.

P233 Keep container tightly closed.

P240 Ground/ bond container and receiving equipment.

P241 Use explosion-proof electrical equipment.

P242 Use only non-sparking tools.

P243 Take precautionary measures against static discharge.

P260 Do not breathe vapour/ spray.

P264 Wash contaminated skin thoroughly after handling.

P270 Do not eat, drink or smoke when using this product.

P271 Use only outdoors or in a well-ventilated area.

P280 Wear protective gloves/ protective clothing/ eye protection/ face protection.

P302+P352 IF ON SKIN: Wash with plenty of water.

P303+P361+P353 IF ON SKIN (or hair): Take off immediately all contaminated clothing. Rinse skin with water/ shower.

P304+P340 IF INHALED: Remove person to fresh air and keep comfortable for breathing.

P305+P351+P338 IF IN EYES: Rinse cautiously with water for several minutes. Remove contact lenses, if present and easy to do. Continue rinsing.

P308+P313 IF exposed or concerned: Get medical advice/ attention.

P312 Call a POISON CENTER/ doctor if you feel unwell.

P314 Get medical advice/ attention if you feel unwell.

P332+P313 If skin irritation occurs: Get medical advice/ attention. P337+P313 If eye irritation persists: Get medical advice/ attention. P362+P364 Take off contaminated clothing and wash it before reuse. P370+P378 In case of fire: Use foam, carbon dioxide, dry powder or water fog to extinguish.

P403+P235 Store in a well-ventilated place. Keep cool. P405 Store locked up.

P501 Dispose of contents/ container in accordance with national regulations.

Contains: STYRENE

Supplementary precautionary: P261 Avoid breathing vapour/ spray. statements: P321 Specific treatment (see medical advice on this label).

2.3. Other hazards:

Koinonia-POLYESTER RESIN SECTION 3:

Composition/information on ingredients

3.2. Mixtures STYRENE 30<-60%

CAS number: 100-42-5

EC number: 202-851-5

REACH registration number: 01- 2119457861-32-0017

Classification Flam.

Liq. 3 - H226

Acute Tox. 4 - H332

Skin Irrit. 2 - H315 E

ye Irrit. 2 - H319

Repr. 2 - H361d

STOT RE 1 - H372

The full text for all hazard statements is displayed in Section 16

Koinonia-POLYESTER RESIN SECTION 4: First aid measures

Show this Safety Data Sheet to the medical personnel.

4.1. Description of first aid measures General information Remove affected person from source of contamination. Get medical attention immediately.

Inhalation Move affected person to fresh air and keep warm and at rest in a position comfortable for breathing. Get medical attention. Symptoms of lung oedema (shortness of breath) may develop up to 24 hours after exposure. Show this Safety Data Sheet to the medical personnel. Place unconscious person on the side in the recovery position and ensure breathing can take place.

Ingestion Rinse mouth thoroughly with water. Give plenty of water to drink. Give milk instead of water if readily available. Keep affected person under observation. Do not induce vomiting. If vomiting occurs, the head should be kept low so that vomit does not enter the lungs. Get medical attention immediate Show this Safety Data Sheet to the medical personnel.

Show this Safety Data Sheet to the medical personnel.